特性 FEATURES

- 15A 触点切换能力
- 多种类型继电器，包括内置发光二极管
- 具有一组、二组、四组触点形式
- 多种引出端形式
- 配有多种插座可供选择
- 外形尺寸：28.0 × 21.5 × 35.0mm

- 15A switching capability
- Various types of relays, including built-in LED
- 1, 2 & 4 poles configurations
- Various terminal forms available
- Sockets available
- Outline dimensions:28.0 × 21.5 × 35.0mm

触点参数 CONTACT PARAMETERS

触点形式	Contact Arrangement	1C	2C 4C
触点材料	Contact Material	银合金 Silver Alloy	
接触电阻（初始）	Contact Resistance(Initial)	100mΩ (1A 6VDC)	
额定负载（阻性）	Rated Load(Res.)	15A 250VAC/30VDC	10A 250VAC/30VDC
最大切换电流	Max. Switching Current	15A	10A
最大切换电压	Max. Switching Voltage	250VAC/30VDC	
最大切换功率	Max. Switching Power	3750VA/450W	2500VA/300W
电气寿命	Electrical Life	1×10^5 次 OPS	
机械寿命	Mechanical Life	1×10^6 次 OPS	

性能参数 FUNCTION PARAMETERS

绝缘电阻	Insulation Resistance	500MΩ(500VAC)
介质耐压	Dielectric Strength	触点与线圈间 Between Coil & Contacts: 1500VAC 1min
		断开触点间 Between Open Contacts: 1000VAC 1min
		触点组间 Between Contact sets: 1500VAC 1min
动作时间	Operate Time	≤ 25ms
释放时间	Release Time	≤ 25ms
环境温度	Ambient Temperature	-40℃ ~70℃
线圈温升	Temperature Rise	≤ 60K
振动	Vibration	10Hz~55Hz 1mm 双振幅
冲击	Shock	稳定性 Functional: $98m/s^2$ (10G)
		强 度 Destructive: $980m/s^2$ (100G)
引出端方式	Terminal Form	印制板式、插入式 PCB，Plug-in
封装形式	Construction	防尘罩型 Dust Protected
重量	Unit Weight	约 Approx. : 37g

线圈规格表 COIL DATA(23℃)

直流型 DC Type					
额定电压 Rated Voltage VDC	动作电压 Operate Voltage VDC	释放电压 Release Voltage VDC	最大允许电压 Max Allowable Voltage VDC	线圈电阻 Coil Resistance Ω ± 10%	线圈功耗 Coil Power W
5	≤ 4.0	≥ 0.5	5.5	27.5	约 Approx. 0.9~1.1
6	≤ 4.8	≥ 0.6	6.6	40	
12	≤ 9.6	≥ 1.2	13.2	160	
24	≤ 19.2	≥ 2.4	26.4	650	
48	≤ 38.4	≥ 4.8	52.8	2600	
110	≤ 88	≥ 11	121	11000	

交流型 AC Type					
额定电压 Rated Voltage VAC	动作电压 Operate Voltage VAC	释放电压 Release Voltage VAC	最大允许电压 Max Allowable Voltage VAC	线圈电阻 Coil Resistance Ω ± 10%	线圈功耗 Coil Power VA
6	≤ 4.8	≥ 1.8	6.6	11.5	约 Approx. 1.2~1.8
12	≤ 9.6	≥ 3.6	13.2	46	
24	≤ 19.2	≥ 7.2	26.4	184	
48	≤ 38.4	≥ 14.4	52.8	735	
120	≤ 96	≥ 36	132	4550	
220/240	≤ 176	≥ 72	264	14400	

订货标记示例 ORDERING INFORMATION

			MPN	-1	12	D	-C	1	D
产品型号	Model:	MPN							
触点组数	Contact Group:	1: 1 组 1 Group 2: 2 组 2 Groups 4: 4 组 4 Groups							
线圈电压	Coil Voltage:	5、6、12、24、48、110 VDC 6、12、24、48、120、220/240 VAC							
线圈电源	Coil power:	A: 交流 AC D: 直流 DC							
触点形式	Contact Form:	C: 转换 NO/NC							
安装方式	Mounting termination:	1: 插座式安装 Socket 2: 印制板式安装 PCB 3: 法兰盘安装 Flange-Mounting							
发光二极管	LED:	D: 带发光二极管 With LED 无 Nil: 不带发光二极管 Without LED							

外形尺寸、接线图、安装孔尺寸 OUTLINE DIMENSIONS,WIRING DIAGRAM AND PCB LAYOUT(单位 Unit: mm)

外形尺寸 Outline Dimensions

MPN-1 □□□ -C-1 □

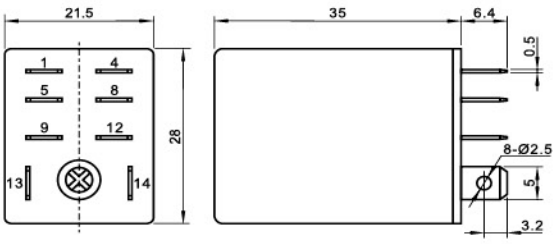

MPN-2 □□□ -C-1 □

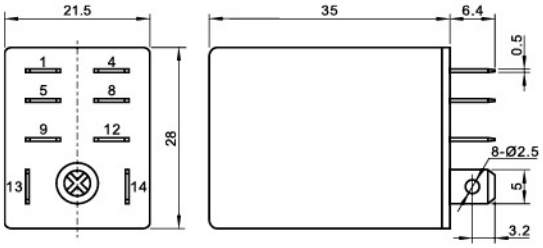

MPN- □□□□ -C-1 □

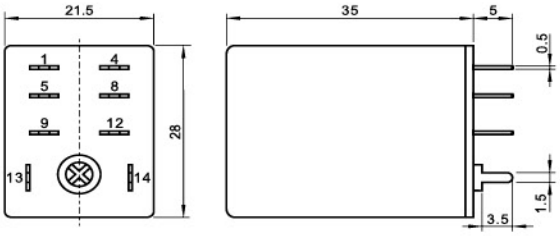

MPN-4 □□□ -C-1 □

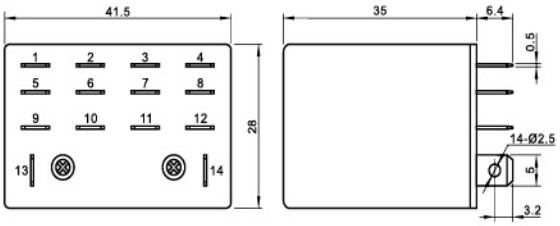

外形尺寸 Outline Dimensions

MPN- □□□□ -C-32 □

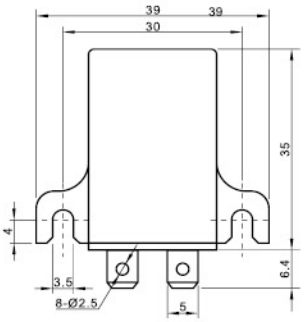

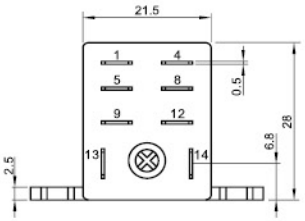

法兰盘安装尺寸 Flange-Mounting

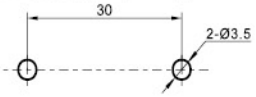

MPN- □□□□ -C-33 □

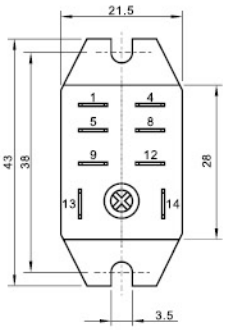

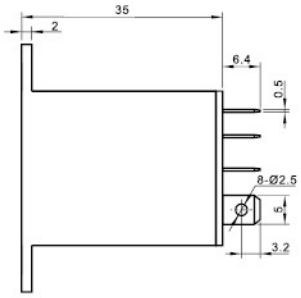

法兰盘安装尺寸 Flange-Mounting

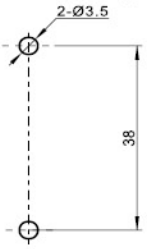

接线图 Wiring Diagram(底视 Bottom View)

MPN-1 □□□ -C- □□

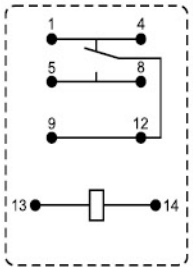

带二极管 (With LED)

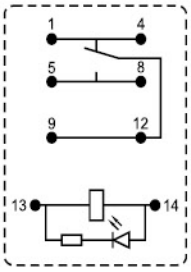

MPN-2 □□□ -C- □□

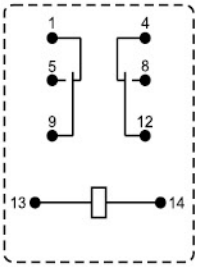

带二极管 (With LED)

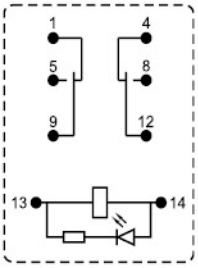

MPN-4 □□□ -C- □□

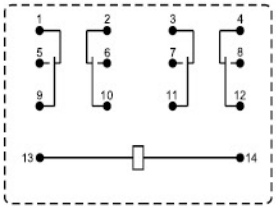

带二极管 (With LED)

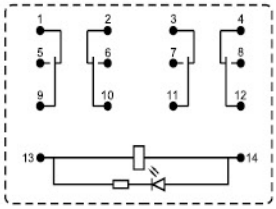

安装孔尺寸 PCB Layout(底视 Bottom View)

MPN- □□□□ -C-2 □

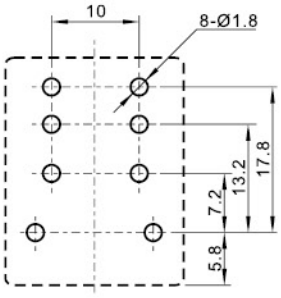

备注:
(1) 产品部分外形尺寸未注尺寸公差，当外形尺寸≤ 1mm，公差为 ± 0.2mm；当外形尺寸在 1~5mm 之间时，公差为 ± 0.3mm；当外形尺寸 > 5mm 时，公差为 ± 0.4mm;
(2) 安装孔尺寸中未注尺寸公差的均为 ± 0.1mm。
REMARK:
(1)In case of no tolerance shown in outline dimension: outline dimension ≤ 1mm, tolerance should be ± 0.2mm; outline dimension > 1mm and ≤ 5mm, tolerance should be ± 0.3mm; outline dimension > 5mm, tolerance should be ± 0.4mm;
(2)The tolerance without indicating for PCB layout is always ± 0.1mm.

性能曲线图 PERFORMANCE CURVE

最大切换功率
Maximum Switching Power
(1C)

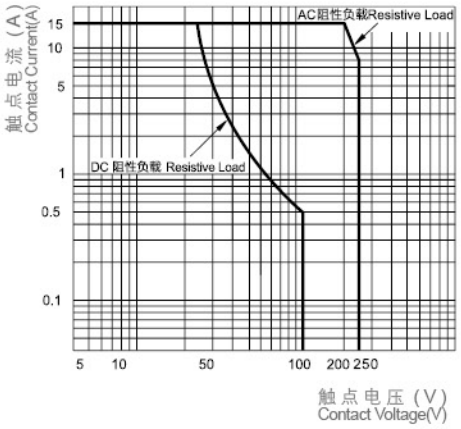

最大切换功率
Maximum Switching Power
(2C)

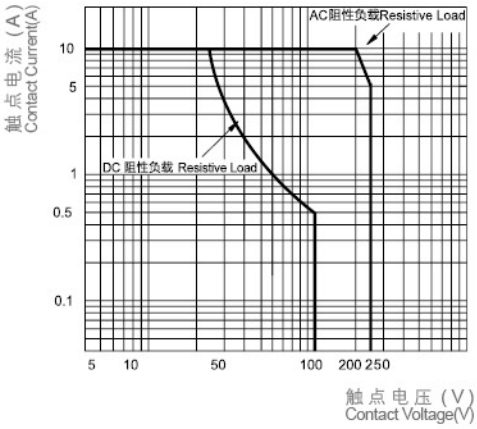

声明 STATEMENT:
本产品规格书仅供客户使用时参考，若有更改，恕不另行通知。
客户应根据具体的使用条件选择与之相匹配的产品。若有疑问，请与美硕联系获取更多的技术支持，但产品选型责任由客户承担。
This product specification is for reference only to customers, subject to change without notice.
The customer should select the matching product according to the use condition. Any questions, please feel free contact us to get more technical support. However, product selection responsibility only by the customer.
© Copyright Zhejiang MEISHUO Electric Technology Co.,Ltd. All right reserved.